

Overview - Public Entities Quarterly Reporting

Approved receipts

49,9

77,0%

Approved spending

49,7

72,2%

Surplus/(deficit)

0,2

- ☐ R billion
- ☒ R million
- ☐ R thousand

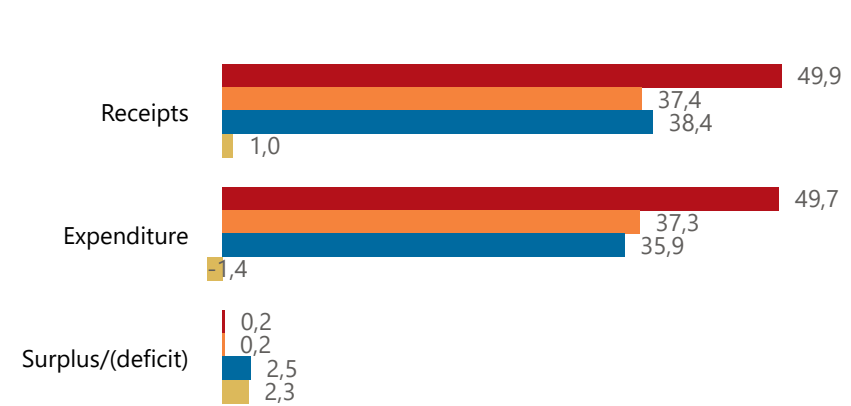


national treasury

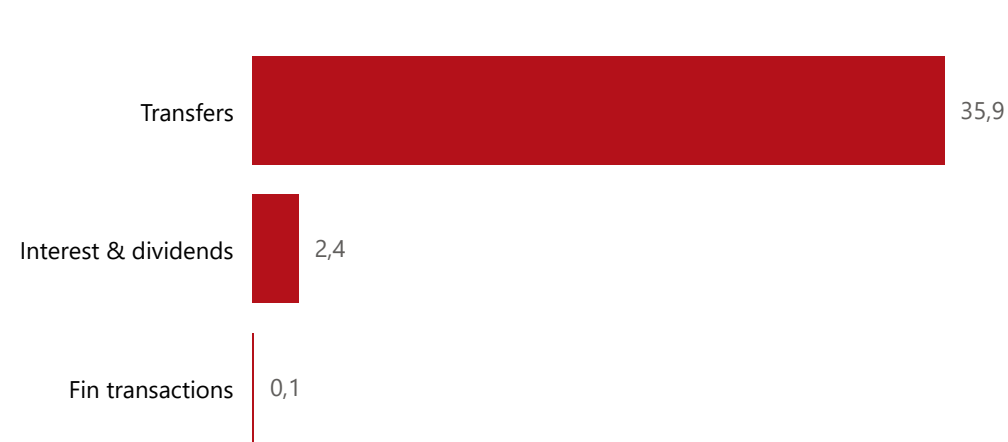
Department:
National Treasury
REPUBLIC OF SOUTH AFRICA

Consolidation

● Approved ● Forecast ● YTD ● Variance



Composition of receipts



Quarter

3

Cluster

All

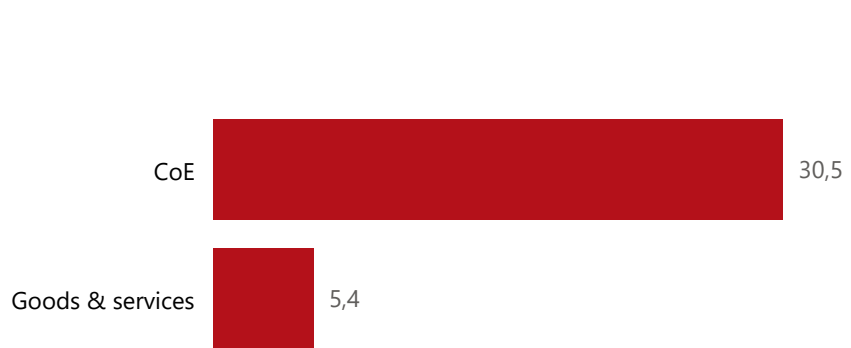
Department

Electricity and Energy

Entity

The National Radioactive Waste Disp...

Composition of spending



Functional grouping



Spending by PFMA schedule



Public Entities Receipts

Approved sales of G&S

(Blank) (Blank)

Approved transfers

47,9 75,0%

Actual vs Forecast

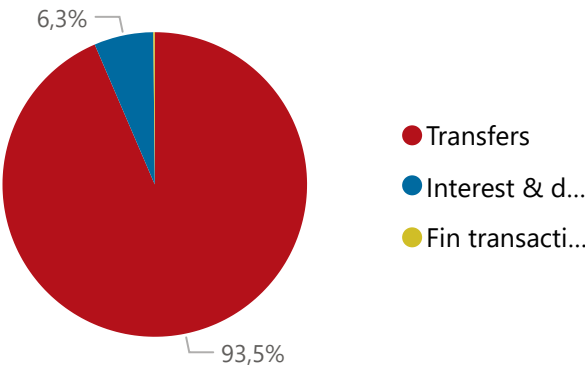
● Approved ● Forecast ● YTD ● Variance



Top 5 Transfers



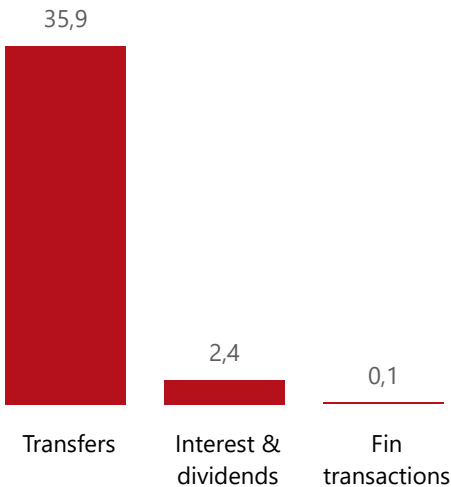
Composition of receipts



Receipts

Level 3	Approved	YTD	% YTD
Transfers	47,9	35,9	93,5%
Interest & dividends	2,0	2,4	6,3%
Fin transactions		0,1	0,2%
Total	49,9	38,4	100,0%

Top receipts items



- R billion
- R million
- R thousand



national treasury
Department:
National Treasury
REPUBLIC OF SOUTH AFRICA

Quarter

3

Cluster

All

Department

Electricity and Energy

Entity

The National Radioactive Waste Disp...

Public Entities Spending

Approved CoE

43,2

70,7%

Approved G&S

5,7

94,4%

Approved transfers

(Blank)

(Blank)

- ☐ R billion
- ☒ R million
- ☐ R thousand



national treasury

Department:
National Treasury
REPUBLIC OF SOUTH AFRICA

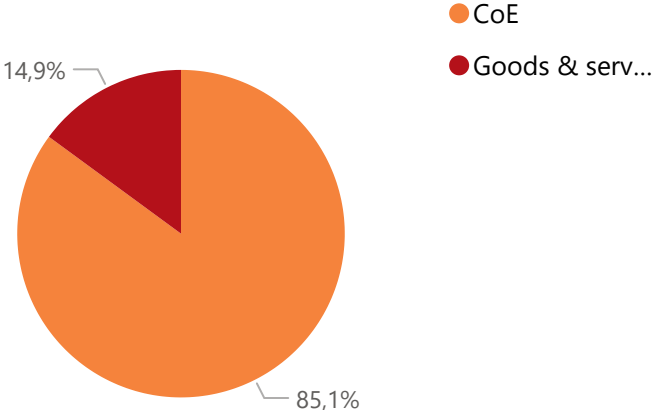
Actual vs Forecast

● Approved ● Forecast ● YTD ● Variance

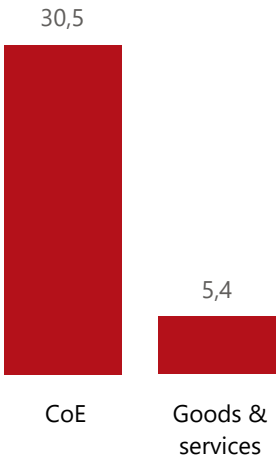


Capital assets

Composition of spending



Top spending items



Spending

Level 3	Approved	YTD	% YTD
CoE	43,2	30,5	85,1%
Goods & services	5,7	5,4	14,9%
Capital	0,8		
Total	49,7	35,9	100,0%

Quarter

3

Cluster

All

Department

Electricity and Energy

Entity

The National Radioactive Waste Disp...